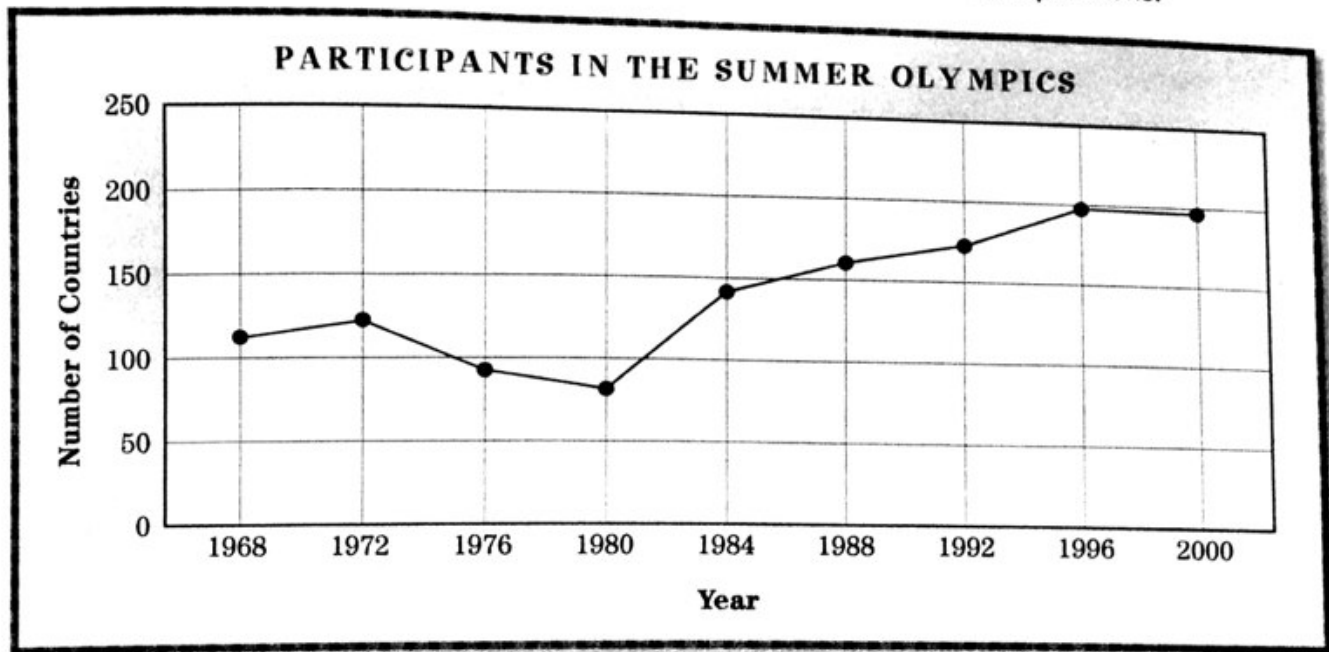


Name _____

Date _____

Olympic History

The line graph below shows the number of countries that participated in the Summer Olympic Games from 1968 through 2000. Use the graph to answer the questions.



1 About how many countries participated in the 1972 Summer Olympics?

2 About how many countries participated in the 1996 Summer Olympics?

3 About how many more countries participated in 1984 than in 1980?

4 In which year did the fewest countries participate?


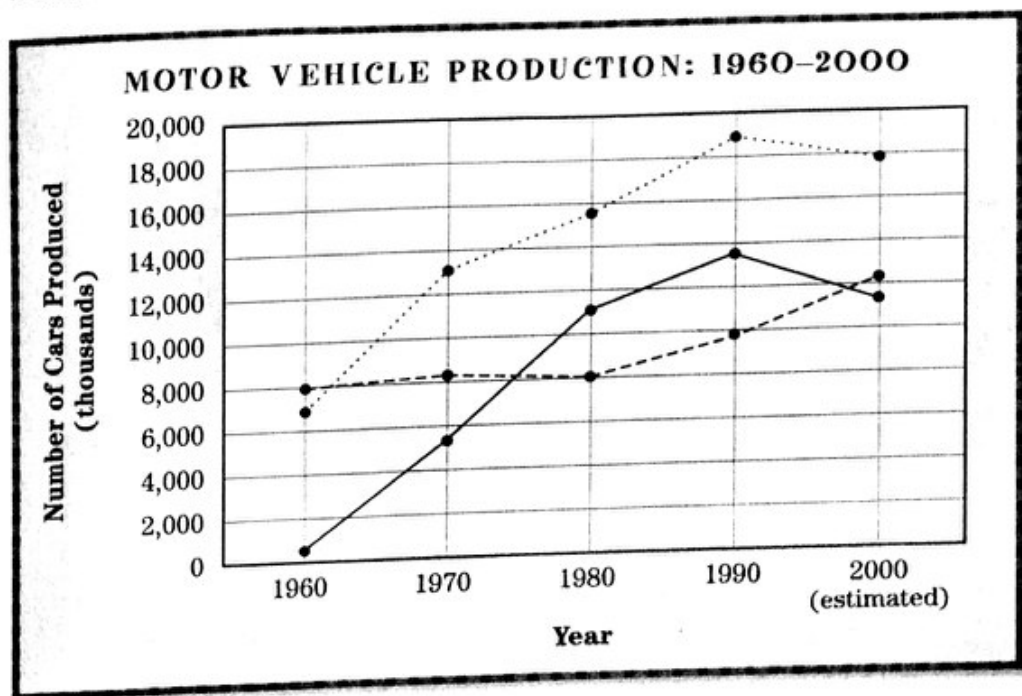
5 Describe the trend in the number of countries participating in the Summer Olympics since 1984.

Name _____

Date _____

Fast Facts About Cars

This line graph shows the number of motor vehicles produced in different parts of the world from 1960 to 2000. Use the graph to answer the questions.



- 1 About how many motor vehicles were produced in Europe in 1970?

- 2 About how many vehicles were produced in the United States in 1980?

- 3 In 1980, how did vehicle production in Europe compare with vehicle production in the United States?

- 4 How has Japan's motor vehicle production changed since 1960?

- 5 Write a sentence summarizing the changes in motor vehicle production from 1990 to 2000 in Japan, Europe, and the United States.

Name _____

Date _____

Great Golfers

The line graph below shows the winnings earned by the Professional Golfers' Association's leading money winners between 1970 and 2000. Use the graph to answer the questions.



- 1 About how much money did Lee Trevino earn in 1970?

- 2 Who was the leading money winner in 1980?

- 3 In what years was Greg Norman the leading money winner?

- 4 About how much money did Tiger Woods earn in 2000?

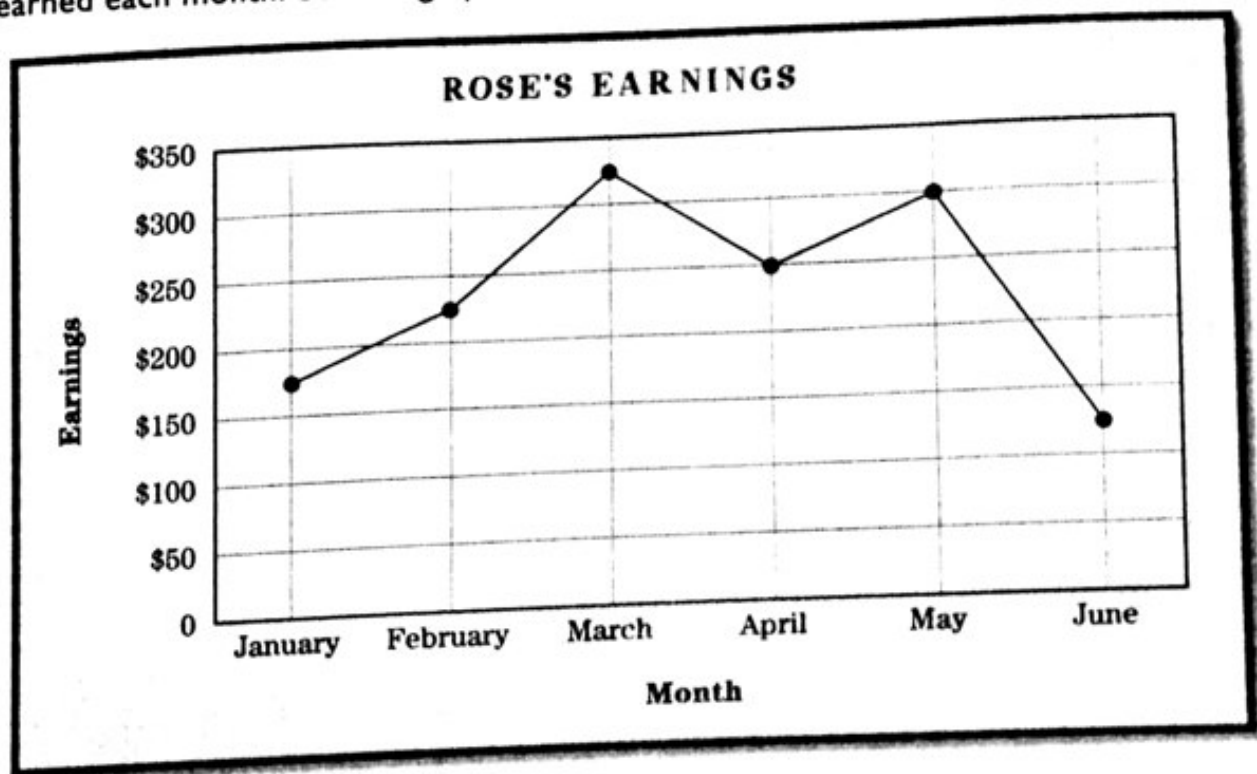
- 5 How has the amount of money won each year changed since 1970?

Name _____

Date _____

Rose's Baby-sitting Business

Last year, Rose had several baby-sitting jobs. The line graph below shows how much money she earned each month. Use the graph to choose the best answer to each question.



- In which month did Rose earn the most money?
 - January
 - March
 - May
 - June
- About how much did Rose earn in February?
 - \$225
 - \$250
 - \$275
 - \$325
- About how much more did Rose earn in April than in January?
 - \$25
 - \$50
 - \$75
 - \$100
- In which month did Rose earn the least?
 - January
 - February
 - April
 - June
- About how much did Rose earn in the six months combined?
 - \$1000
 - \$1400
 - \$1600
 - \$2000

